





## Languages Curriculum Overview

Kapow offers full coverage of the KS2 Languages curriculum and we have categorised our content into three areas:

- Oracy 
- Literacy 
- Intercultural Understanding 

































Key stage 2 National Curriculum Languages subject content	Kapow's Languages Themes	Kapow Topics			
		Year 3	Year 4	Year 5	Year 6
Pupils should be taught to:					
Listen attentively to spoken language and show understanding by joining in and responding explore the patterns and sounds of language through songs and rhymes and link the spelling, sound and meaning of words		<a href="#">Puppets</a> <a href="#">Visual composition</a> <a href="#">Playground games</a> <a href="#">In the classroom</a> <a href="#">Transport</a> <a href="#">Circle of life</a>	<a href="#">Portraits</a> <a href="#">Birthdays</a> <a href="#">Clothes</a> <a href="#">Weather and the water cycle</a> <a href="#">Eurovision</a> <a href="#">Miami, miam</a>	<a href="#">Monster pets</a> <a href="#">Space explorers</a> <a href="#">Shopping</a> French speaking world Meet the family A week in the life	<a href="#">Allez les bleus</a> En vacances En ville Life at home
Engage in conversations; ask and answer questions; express opinions and respond to those of others; seek clarification and help*		<a href="#">Puppets</a> <a href="#">Visual composition</a> <a href="#">Playground games</a> <a href="#">In the classroom</a> <a href="#">Transport</a> <a href="#">Circle of life</a>	<a href="#">Portraits</a> <a href="#">Birthdays</a> <a href="#">Clothes</a> <a href="#">Weather and the water cycle</a> <a href="#">Eurovision</a> <a href="#">Miami, miam</a>	<a href="#">Monster pets</a> <a href="#">Space explorers</a> <a href="#">Shopping</a> French speaking world Meet the family A week in the life	<a href="#">Allez les bleus</a> En vacances En ville Life at home
Speak in sentences, using familiar vocabulary, phrases and basic language structures develop accurate pronunciation and intonation so that others understand	 	<a href="#">Puppets</a> <a href="#">Visual composition</a> <a href="#">Playground games</a> <a href="#">In the classroom</a>	<a href="#">Portraits</a> <a href="#">Birthdays</a> <a href="#">Clothes</a> <a href="#">Weather and the water cycle</a>	<a href="#">Monster pets</a> <a href="#">Space explorers</a> <a href="#">Shopping</a> French speaking world	<a href="#">Allez les bleus</a> En vacances En ville Life at home

when they are reading aloud or using familiar words and phrases*		<a href="#">Transport</a> <a href="#">Circle of life</a>	<a href="#">Eurovision</a> <a href="#">Miami, miam</a>	Meet the family A week in the life	
Present ideas and information orally to a range of audiences*		<a href="#">Puppets</a> <a href="#">Visual composition</a> <a href="#">Playground games</a> <a href="#">In the classroom</a> <a href="#">Transport</a> <a href="#">Circle of life</a>	<a href="#">Portraits</a> <a href="#">Birthdays</a> <a href="#">Clothes</a> <a href="#">Weather and the water cycle</a> <a href="#">Eurovision</a> <a href="#">Miami, miam</a>	<a href="#">Monster pets</a> <a href="#">Space explorers</a> <a href="#">Shopping</a> French speaking world Meet the family A week in the life	<a href="#">Allez les bleus</a> En vacances En ville Life at home
Read carefully and show understanding of words, phrases and simple writing		<a href="#">Puppets</a> <a href="#">Visual composition</a> <a href="#">Playground games</a> <a href="#">In the classroom</a> <a href="#">Transport</a> <a href="#">Circle of life</a>	<a href="#">Portraits</a> <a href="#">Birthdays</a> <a href="#">Clothes</a> <a href="#">Weather and the water cycle</a> <a href="#">Eurovision</a> <a href="#">Miami, miam</a>	<a href="#">Monster pets</a> <a href="#">Space explorers</a> <a href="#">Shopping</a> French speaking world Meet the family A week in the life	<a href="#">Allez les bleus</a> En vacances En ville Life at home
Appreciate stories, songs, poems and rhymes in the language		<a href="#">Puppets</a> <a href="#">Visual composition</a> <a href="#">Playground games</a> <a href="#">In the classroom</a> <a href="#">Transport</a> <a href="#">Circle of life</a>	<a href="#">Portraits</a> <a href="#">Birthdays</a> <a href="#">Clothes</a> <a href="#">Weather and the water cycle</a> <a href="#">Eurovision</a> <a href="#">Miami, miam</a>	<a href="#">Monster pets</a> <a href="#">Space explorers</a> <a href="#">Shopping</a> French speaking world Meet the family A week in the life	<a href="#">Allez les bleus</a> En vacances En ville Life at home
Broaden their vocabulary and develop their ability to understand new words that are introduced into familiar written material, including through using a dictionary		<a href="#">Puppets</a> <a href="#">Visual composition</a> <a href="#">Playground games</a> <a href="#">In the classroom</a> <a href="#">Transport</a> <a href="#">Circle of life</a>	<a href="#">Portraits</a> <a href="#">Birthdays</a> <a href="#">Clothes</a> <a href="#">Weather and the water cycle</a> <a href="#">Eurovision</a> <a href="#">Miami, miam</a>	<a href="#">Monster pets</a> <a href="#">Space explorers</a> <a href="#">Shopping</a> French speaking world Meet the family A week in the life	<a href="#">Allez les bleus</a> En vacances En ville Life at home
Write phrases from memory, and adapt these to create new sentences, to express ideas clearly		<a href="#">In the classroom</a> <a href="#">Transport</a> <a href="#">Circle of life</a>	<a href="#">Portraits</a> <a href="#">Birthdays</a> <a href="#">Clothes</a> <a href="#">Weather and the water cycle</a> <a href="#">Eurovision</a> <a href="#">Miami, miam</a>	<a href="#">Monster pets</a> <a href="#">Space explorers</a> <a href="#">Shopping</a> French speaking world Meet the family A week in the life	<a href="#">Allez les bleus</a> En vacances En ville Life at home

Describe people, places, things and actions orally* and in writing		<a href="#">Puppets</a> <a href="#">Visual composition</a> <a href="#">Playground games</a> <a href="#">In the classroom</a> <a href="#">Transport</a> <a href="#">Circle of life</a>	<a href="#">Portraits</a> <a href="#">Birthdays</a> <a href="#">Clothes</a> <a href="#">Weather and the water cycle</a> <a href="#">Eurovision</a> <a href="#">Miami, miam</a>	<a href="#">Monster pets</a> <a href="#">Space explorers</a> <a href="#">Shopping</a> French speaking world Meet the family A week in the life	<a href="#">Allez les bleus</a> En vacances En ville Life at home
Understand basic grammar appropriate to the language being studied, including (where relevant): feminine, masculine and neuter forms and the conjugation of high-frequency verbs; key features and patterns of the language; how to apply these, for instance, to build sentences; and how these differ from or are similar to English.		<a href="#">Puppets</a> <a href="#">Visual composition</a> <a href="#">Playground games</a> <a href="#">In the classroom</a> <a href="#">Transport</a> <a href="#">Circle of life</a>	<a href="#">Portraits</a> <a href="#">Birthdays</a> <a href="#">Clothes</a> <a href="#">Weather and the water cycle</a> <a href="#">Eurovision</a> <a href="#">Miami, miam</a>	<a href="#">Monster pets</a> <a href="#">Space explorers</a> <a href="#">Shopping</a> French speaking world Meet the family A week in the life	<a href="#">Allez les bleus</a> En vacances En ville Life at home

The starred (\*) content above will not be applicable to ancient languages

<h2>Year 3</h2>	<h3>Puppets</h3> <p><i>(5 lessons)</i>          Pupils learn how to introduce themselves, to ask how someone is feeling and to say how they are feeling  <a href="#">Go to topic</a></p>	<h3>Visual Composition</h3> <p><i>(5 lessons)</i>          Pupils learn to say the names of colours, describe shapes using the adjectives of colour and size, create an animal from 2D shapes, and works of art inspired by French artist Matisse</p>	<h3>Playground Games</h3> <p><i>(5 lessons)</i>          Children count, recognise and use the numbers to twelve, ask how old someone is and say how old they are and compare sentence structures in French and English</p>	<h3>In the Classroom</h3> <p><i>(5 lessons)</i>          Children learn commands and objects from the classroom, respond to simple instructions, learn items found in a school bag, read and understand short sentences and present a spoken text  <a href="#">Go to topic</a></p>	<h3>Transport</h3> <p><i>(5 lessons)</i>          Children decipher new vocabulary using their knowledge of cognates, develop their understanding of sentence structure, identify sounds and perfect their punctuation.  <a href="#">Go to topic</a></p>	<h3>Circle of Life</h3> <p><i>(5 lessons)</i>          Pupils explore habitats, food chains and life cycles, broaden their vocabulary and deepen their understanding of sentence structures  <a href="#">Go to topic</a></p>
-----------------	--------------------------------------------------------------------------------------------------------------------------------------------------------------------------------------------------	-----------------------------------------------------------------------------------------------------------------------------------------------------------------------------------------------------------------------------------------------------------	---------------------------------------------------------------------------------------------------------------------------------------------------------------------------------------------------------------------------------	--------------------------------------------------------------------------------------------------------------------------------------------------------------------------------------------------------------------------------------------------------------------------------------------	------------------------------------------------------------------------------------------------------------------------------------------------------------------------------------------------------------------------------------------------------------------	--------------------------------------------------------------------------------------------------------------------------------------------------------------------------------------------------------------------------------------

		<a href="#">Go to topic</a>	<a href="#">Go to topic</a>			
<b>Content</b>	 Introductions  Expressing how you feel	 Colours and shapes  Recognising and using adjectives of size and colour  French artists	 Counting 1-12   Saying your age	 Classroom instructions   Saying what you have (or don't have)	 Types of transport   Saying how and where you are travelling to/from  History of French transport French-speaking countries	 Using a dictionary to find animal nouns   Describing elements of a food chain
<b>Skills</b>	  Listening and responding  Appreciating stories, songs and rhymes	 Presenting ideas and information orally  Developing accurate pronunciation	 Exploring patterns and sounds of language  Speaking in sentences	  Asking and answering questions  Reading short sentences	 Linking spelling, sound and meaning of words  Adapting phrases to create new sentences	 Using a bilingual dictionary  Writing sentences using a model for support
<b>Cross curricular links</b>		Art & Design				Science

<h2>Year 4</h2>	<h3>Portraits</h3> <p><i>(5 lessons)</i>          Inspired by works from the Louvre, children describe facial expressions build their descriptive vocabulary, understanding of adjectival agreements and sentence structure  <a href="#">Go to topic</a></p>	<h3>Birthdays</h3> <p><i>(5 lessons)</i>          Children learn the days of the week, dates and seasons through maths, songs, surveys and the research of French festivals finishing with a birthday celebration  <a href="#">Go to topic</a></p>	<h3>Clothes</h3> <p><i>(5 lessons)</i>          Children name items of clothing and the different forms of the indefinite article and possessive adjective and practice using the correct adjectival agreement  <a href="#">Go to topic</a></p>	<h3>Weather and the Water Cycle</h3> <p><i>(5 lessons)</i>          Children describe the weather, make statements about the weather in French cities, including compass points and temperatures and learn about the water cycle  <a href="#">Go to topic</a></p>	<h3>Eurovision</h3> <p><i>(5 lessons)</i>          Pupils learn different ways of asking questions and to unpick and understand structures that can be used time and again, using different vocabulary for different contexts, before writing their own songs  <a href="#">Go to topic</a></p>	<h3>Miam, miam!</h3> <p><i>(5 lessons)</i>          Pupils apply their understanding within a new context; using number when paying for items in a café, and their language detective skills to interpret authentic French menus  <a href="#">Go to topic</a></p>
<h2>Content</h2>	<p> Describing people's looks and personality</p> <p> Writing a descriptive paragraph</p> <p> French arts and culture</p>	<p>  Counting 1-31</p> <p>  Days and dates</p>	<p>  Describing clothes</p> <p>  Possessive adjectives</p>	<p>  Weather and temperature reporting</p> <p> French Cities</p> <p>The Water Cycle</p>	<p>  Expressing opinions</p> <p> Names of countries</p>	<p>  Ordering food and drinks</p> <p> French food Healthy eating</p>
<h2>Skills</h2>	<p>  Describing people orally and in writing</p> <p> Speaking in sentences using familiar structures</p>	<p> Developing accurate pronunciation and intonation</p> <p> Exploring the patterns and sounds of language through songs and rhymes</p>	<p> Reading carefully and showing understanding of phrases and simple writing</p> <p>  Understanding basic grammar – gender and adjectival agreement</p>	<p>  Developing ability to understand new words</p> <p> Presenting ideas and information orally</p>	<p>  Expressing opinions and responding to those of others</p> <p> Appreciating stories, songs and rhymes</p>	<p> Listening and responding to spoken language</p> <p>Engaging in conversations</p>
<h2>Cross curricular links</h2>				<p>Science</p>	<p>Music</p>	

<h2>Year 5</h2>	<h3>Monster Pets</h3> <p><i>(5 lessons)</i></p> <p>Children use their 'detective skills' to extract information, identify and sort nouns by their gender, develop their understanding of sentence structure and describe their own monster pet in writing</p> <p><a href="#">Go to topic</a></p>	<h3>Space Explorers</h3> <p><i>(5 lessons)</i></p> <p>Children develop their scientific vocabulary as well as their grammar, write their own poems using figurative language and develop their sentence structure by adding adjectives, making comparisons and giving reasons using 'because'</p> <p><a href="#">Go to topic</a></p>	<h3>Shopping</h3> <p><i>(5 lessons)</i></p> <p>Pupils develop vocabulary associated with a trip to France, as well as building their understanding of sentence structures, questions and phrases. They also apply their language detective skills when faced with an unfamiliar text</p> <p><a href="#">Go to topic</a></p>	<h3>French Speaking World</h3> <p><i>(5 lessons)</i></p> <p><i>Coming soon!</i></p>	<h3>Meet the Family</h3> <p><i>(5 lessons)</i></p> <p><i>Coming soon!</i></p>	<h3>A Week in the Life</h3> <p><i>(5 lessons)</i></p> <p><i>Coming soon!</i></p>
<h2>Content</h2>	<p> Understanding a non-fiction text</p> <p> Body parts and descriptions</p>	<p> Writing explanations</p>	<p> Asking for things and quantities of things</p> <p> Numbers 1 to 100 and beyond, working with Euros</p>	<p> French speaking countries</p> <p>Comparing physical features and climate</p>	<p> Introducing family members</p> <p> Comparing what people like</p>	<p> Days and times</p> <p> Regular verb forms</p>
<h2>Skills</h2>	<p> Describing things orally and in writing</p> <p> Understanding and responding to written language from an authentic source</p>	<p> Exploring patterns and sounds of language</p> <p> Reading carefully and showing understanding of simple writing</p>	<p> Developing an appreciation of a range of writing</p> <p> Developing the ability to understand new words</p>	<p> Describing places orally and in writing</p> <p> Developing accurate pronunciation</p>	<p> Expressing opinions and responding to those of others</p> <p> Speaking in sentences using familiar vocabulary</p>	<p> Listening attentively to spoken language</p> <p> Understanding basic grammar – verbs</p>

Cross curricular links		Science		Geography		
------------------------	--	---------	--	-----------	--	--

Year 6	Allez les Bleus <i>(5 lessons)</i> Children develop their speaking and listening skills; asking and responding to questions about sport and discussing sporting activities they take part in, as well as developing their written French <a href="#">Go to topic</a>	En Vacances! <i>(5 lessons)</i>  <i>Coming soon!</i>	En Ville <i>(5 lessons)</i>  <i>Coming soon!</i>	Life at Home <i>(5 lessons)</i>  <i>Coming soon!</i>
Content	<div style="display: flex; justify-content: space-around; margin-bottom: 10px;"> <div style="border: 1px solid black; padding: 2px 5px; background-color: #add8e6;">O</div> <div style="border: 1px solid black; padding: 2px 5px; background-color: #ffa500;">L</div> </div> <p>Talking and writing about sports and games</p> <div style="display: flex; justify-content: space-around; margin-bottom: 10px;"> <div style="border: 1px solid black; padding: 2px 5px; background-color: #add8e6;">O</div> <div style="border: 1px solid black; padding: 2px 5px; background-color: #ffa500;">L</div> </div> <p>Describing and writing player profiles</p>	<div style="display: flex; justify-content: space-around; margin-bottom: 10px;"> <div style="border: 1px solid black; padding: 2px 5px; background-color: #add8e6;">O</div> <div style="border: 1px solid black; padding: 2px 5px; background-color: #ffa500;">L</div> </div> <p>Developing and using the vocabulary for planning a trip</p> <div style="display: flex; justify-content: space-around; margin-bottom: 10px;"> <div style="border: 1px solid black; padding: 2px 5px; background-color: #add8e6;">O</div> <div style="border: 1px solid black; padding: 2px 5px; background-color: #ffa500;">L</div> </div> <p>Justifying ideas and opinions orally and in writing</p>	<div style="display: flex; justify-content: space-around; margin-bottom: 10px;"> <div style="border: 1px solid black; padding: 2px 5px; background-color: #ffa500;">L</div> <div style="border: 1px solid black; padding: 2px 5px; background-color: #add8e6;">O</div> <div style="border: 1px solid black; padding: 2px 5px; background-color: #9370db;">I</div> </div> <p>Comparing cities</p> <div style="display: flex; justify-content: space-around; margin-bottom: 10px;"> <div style="border: 1px solid black; padding: 2px 5px; background-color: #ffa500;">L</div> <div style="border: 1px solid black; padding: 2px 5px; background-color: #add8e6;">O</div> </div> <p>Giving directions</p>	<div style="display: flex; justify-content: space-around; margin-bottom: 10px;"> <div style="border: 1px solid black; padding: 2px 5px; background-color: #ffa500;">L</div> <div style="border: 1px solid black; padding: 2px 5px; background-color: #add8e6;">O</div> </div> <p>Describing rooms and objects in the house</p> <div style="display: flex; justify-content: space-around; margin-bottom: 10px;"> <div style="border: 1px solid black; padding: 2px 5px; background-color: #ffa500;">L</div> <div style="border: 1px solid black; padding: 2px 5px; background-color: #add8e6;">O</div> </div> <p>Describing the position of objects and rooms</p>
Skills	<div style="display: flex; justify-content: space-around; margin-bottom: 10px;"> <div style="border: 1px solid black; padding: 2px 5px; background-color: #ffa500;">L</div> </div> <p>Discovering and developing an appreciation of a range of writing</p> <div style="display: flex; justify-content: space-around; margin-bottom: 10px;"> <div style="border: 1px solid black; padding: 2px 5px; background-color: #add8e6;">O</div> </div> <p>Engaging in conversations</p>	<div style="display: flex; justify-content: space-around; margin-bottom: 10px;"> <div style="border: 1px solid black; padding: 2px 5px; background-color: #add8e6;">O</div> <div style="border: 1px solid black; padding: 2px 5px; background-color: #ffa500;">L</div> </div> <p>Responding to language from a variety of authentic sources</p> <div style="display: flex; justify-content: space-around; margin-bottom: 10px;"> <div style="border: 1px solid black; padding: 2px 5px; background-color: #ffa500;">L</div> </div> <p>Writing using a variety of grammatical structures</p>	<div style="display: flex; justify-content: space-around; margin-bottom: 10px;"> <div style="border: 1px solid black; padding: 2px 5px; background-color: #add8e6;">O</div> </div> <p>Finding ways of communicating what they want to say</p> <div style="display: flex; justify-content: space-around; margin-bottom: 10px;"> <div style="border: 1px solid black; padding: 2px 5px; background-color: #ffa500;">L</div> </div> <p>Communicating for practical purposes</p>	<div style="display: flex; justify-content: space-around; margin-bottom: 10px;"> <div style="border: 1px solid black; padding: 2px 5px; background-color: #add8e6;">O</div> <div style="border: 1px solid black; padding: 2px 5px; background-color: #ffa500;">L</div> </div> <p>Using prepositions Reading and understanding text Asking and answering questions</p> <div style="display: flex; justify-content: space-around; margin-bottom: 10px;"> <div style="border: 1px solid black; padding: 2px 5px; background-color: #9370db;">I</div> </div> <p>Corresponding with a French school</p>

Cross curricular links	P.E.			
------------------------	------	--	--	--