









Tregony CP School

KS1 English Overview												
Composition												
	Autumn 1		Autumn 2									
	Towan	Summers	Towan	Summers								
Model Texts and Genre	Farmer Duck <i>Sentence writing</i> <i>Letter</i>	Jack and the Beanstalk <i>Narrative</i>	The Three Billy Goats Gruff <i>Narrative</i>	Meerkat Mail <i>Postcards</i> <i>Poetry – Diamantes</i>								
Key Vocabulary	<ul style="list-style-type: none"> • lazy • weary • march • stealthy 	<ul style="list-style-type: none"> • towering • poor • furious • harp • tumbling 	<ul style="list-style-type: none"> • roared • shouted • brave • under 	<ul style="list-style-type: none"> • lookout • motto • termite • plenty • perfect 								
Oracy Talk Tactics used throughout												
	Instigate		Probe		Challenge		Clarify		Summarise		Build	
Punctuation and Grammar - Year 1	<ol style="list-style-type: none"> 1. Use spaces between words 2. How words combine to form sentences Begin to recognise nouns 3. Begin to recognise verbs and adjectives 4. Introduction to full stops and capital letters 		<ol style="list-style-type: none"> 1. Joining words using 'and' 2. Joining phrases using 'and' 3. Joining words and phrases using 'because' 4. Learn how to use familiar and new punctuation correctly 									




Tregony CP School

	<ol style="list-style-type: none"> 5. Begin to use full stops and capital letters to demarcate sentences 6. Introduction to capital letters for names and the personal pronoun I 7. Begin to use capital letters for names and the personal pronoun I 	<ol style="list-style-type: none"> 5. Learn how to use familiar and new punctuation correctly 6. Introduction to grammatical patterns 7. Introduction to grammatical patterns
Punctuation and Grammar - Year 2	<ol style="list-style-type: none"> 1. Use spaces between words 2. How words combine to form sentences Recognise and use nouns 3. Recognise and use verbs and adjectives 4. Use capital letters and full stops for statements 5. Use question marks and exclamation marks 6. Use a capital letter for personal pronoun I 7. Use capital letters for names 	<ol style="list-style-type: none"> 1. Join words and clauses using 'and' and 'or' 2. Join words and clauses using 'but' 'and' and 'or' 3. Use the subordination 'because' and 'if' 4. Use the subordination 'when' and 'that' 5. Use commas to separate items in a list 6. Grammatical patterns in a sentence and indicate its function: questions 7. Grammatical patterns in a sentence and indicate its function: commands
Terminology	letter, capital letter word, sentence punctuation, full stop nouns, verbs, adjectives	letter, capital letter word, sentence, question, exclamation punctuation, full stop, question mark, exclamation mark grammar
Transcription		
Handwriting	Read Write Inc Letter Village	Read, Write Inc Letter Village
Spelling - Year 1	Learning and practising spellings in Read Write Inc lessons	Spellings linked to Read Write Inc groups
Spelling - Year 2	<ol style="list-style-type: none"> 1. The or sound spelt a before l and ll 2. Soft c 3. Red words 	<ol style="list-style-type: none"> 1. The n sound spelt gn and kn 2. Red words 3. The igh sound spelt y



Tregony CP School

	<ol style="list-style-type: none"> 4. Adding the suffix y 5. Adding the suffix y 6. Homophones 7. Adding the suffix ly 	<ol style="list-style-type: none"> 4. Adding the suffix ing 5. Homophones 6. Adding the suffix ing 7. Consolidation
--	--	---

	Spring 1		Spring 2			
	Towan	Summers	Towan			
Model Texts and Genre	How to Catch a Star Billy's Bucket <i>Instructions</i>	The Disgusting Sandwich <i>Instructions</i> <i>Poetry – Haikus</i>	Poems Out Loud <i>Poetry</i> Little Red Riding Hood <i>Narrative</i>	The Big Book of the Blue <i>Non-chronological reports</i>		
Key Vocabulary	<ul style="list-style-type: none"> ● dreamed ● sunrise ● floating ● jetty ● washed up 	<ul style="list-style-type: none"> ● disgusting ● clump ● gritty ● grimy ● glistening 	<ul style="list-style-type: none"> ● angry ● swooping ● screeching ● charging ● mutt 	<ul style="list-style-type: none"> ● ocean ● marine ● smooth ● sea urchin ● herbivore 		
Oracy Talk Tactics used throughout						
	Instigate	Probe	Challenge	Clarify	Summarise	Build
Punctuation and Grammar - Year 1	<ol style="list-style-type: none"> 1. Capital letters for days of the week 2. Capital letters for months of the year 3. Capital letters for people 4. Capital letters for places 			<ol style="list-style-type: none"> 1. Joining words and clauses using 'and' 2. Joining words and phrases using 'and' 3. Begin to use question marks to demarcate sentences 		



Tregony CP School

	<ol style="list-style-type: none"> 5. Plurals -es and -s 6. Begin to use past tense correctly -ed endings 7. Adding -ing 	<ol style="list-style-type: none"> 4. Begin to use exclamation marks to demarcate sentences 5. Adding the prefix un-
Punctuation and Grammar - Year 2	<ol style="list-style-type: none"> 1. Introduce adverbs. 2. Use of -ly to create adverbs from adjectives 3. Use apostrophes in contractions 4. Use apostrophes for possession 5. Use apostrophes for possession and contractions 6. Grammatical patterns in a sentence and indicate its function: exclamations 	<ol style="list-style-type: none"> 1. Grammatical patterns in a sentence and indicate its function: statements 2. Use past and present tense correctly, including the progressive form 3. Consistent present and past tense in writing 4. Consistent present and past tense in writing 5. Formation of nouns using suffixes -er and -ness and by compounding 6. Formation of nouns using suffixes -ful and -less
Terminology	<p>letter, capital letter word, singular, plural sentence past tense, present tense punctuation suffix</p>	<p>letter, capital letter word sentence, question, exclamation, statement punctuation, full stop, question mark, exclamation mark</p>
Transcription		
Handwriting	Read Write Inc Letter Village	Read, Write Inc Letter Village
Spelling - Year 1	<ol style="list-style-type: none"> 1. Days of the week 2. Days of the week 3. Number words 4. Number words 5. Plurals -es and -s 	<ol style="list-style-type: none"> 1. Common exception words 2. V at the end of words -ve 3. Suffix -er with no change to the root word 4. Compound words









Tregony CP School

	6. Suffix -ed with no change to the root word 7. Suffix -ing with no change to the root word	5. Consolidation
Spelling - Year 2	1. The j sound 2. Contractions and apostrophes 3. The o sound spelt a after w and qu 4. Adding the suffix ed 5. The u sound spelt o and the or sound spelt ar after w 6. Adding the suffix ed	1. Adding the suffix ed 2. Possessive apostrophes 3. The r sound spelt wr 4. Adding the suffixes er or est 5. Red words 6. Consolidation

	Summer 1		Summer 2	
	Towan	Summers	Towan	Summers
Model Texts and Genre	Do You Love Bugs? <i>Non fiction</i>	The Day the Crayons Quit <i>Letters</i>	The Three Little Pigs <i>Letter</i>	The Magic Paintbrush <i>Narrative</i> <i>Poetry – Free verse</i>
Key Vocabulary	<ul style="list-style-type: none"> • facts • life cycle • egg • chrysalis • pupa 	<ul style="list-style-type: none"> • quit • exhausted • break • over-worked 	<ul style="list-style-type: none"> • Safe • Cottage • Afraid • Shivered 	<ul style="list-style-type: none"> • shrimps • oysters • gather • wealthy • scowl • seize



Tregony CP School

Oracy Talk Tactics used throughout	     					
	Instigate	Probe	Challenge	Clarify	Summarise	Build
Punctuation and Grammar - Year 1	<ol style="list-style-type: none"> 1. Begin to use expanded noun phrases: powerful verbs 2. Begin to use expanded noun phrases: powerful adjectives 3. Building sentences using two or more adjectives 4. Consolidation 5. Consolidation 6. Consolidation 7. Consolidation 			Consolidation of all PaG learnt in Y1		
Punctuation and Grammar - Year 2	<ol style="list-style-type: none"> 1. Use of the suffixes -er and -est to form adjectives 2. Consolidation 3. Consolidation 4. Consolidation 5. Consolidation 6. Consolidation 7. Consolidation 			Consolidation of all PaG learnt in Y1 and Y2		
Terminology	letter, capital letter word, singular, plural sentence punctuation, full stop, question mark, exclamation mark			letter, capital letter word, singular, plural sentence, question, exclamation, statement punctuation, full stop, question mark, exclamation mark		



Tregony CP School

	nouns, verbs, adjectives	nouns, verbs, adjectives suffix, prefix past tense, present tense grammar
Transcription		
Handwriting	Read, Write Inc Letter Village	Read, Write Inc Letter Village
Spelling - Year 1	<ol style="list-style-type: none"> 1. K sound spelt k rather than c before i, e and y 2. Suffix -est with no change to the root word 3. Two syllable words 4. Words ending in y 5. Prefix un- 6. Prefix un- to change verbs into adjectives 	<ol style="list-style-type: none"> 1. Plurals -s and -es 2. Two syllable words 3. Common exception words 4. Common exception words 5. Consolidation 6. Consolidation
Spelling - Year 2	<ol style="list-style-type: none"> 1. Adding the suffixes er or est 2. Adding the suffixes er or est 3. Homophones 4. The ee sound spelt ey 5. Adding the suffix ness 6. Words ending in il and words where s makes the zh sound 	<ol style="list-style-type: none"> 1. Adding the suffix ness 2. Words ending in le 3. Homophones 4. Words ending in el 5. Words ending in al 6. Consolidation