



Things we will cover:-

- What are SATs in Key Stage 1?
- What do the SATs tests look like?
- How do teachers assess/results?
- Age related expectations
- What can you do to help?



KS1 SATs

May
2020



A parents guide for schools




What are Sats?

At the end of Year 2, children in England sit national tests in the following subjects, the results are used to measure the school's performance:-

- *English – Reading
- *English – Grammar, Punctuation & Spelling
- *Maths – Arithmetic & Reasoning

These tests reflect the updated national curriculum and are marked using the current grading system, which now replaces levels.



An outline
of the tests

English
Reading

Paper 1

Reading booklet
with
questions and
answer spaces
combined.

(Texts totalling 400
– 700 words)

Paper 2

Reading booklet
with a separate
booklet which has
the questions and
answer spaces.

(Texts totalling 800-
1100 words)

Each paper for the KS1 Reading SATs is worth
50% of the available marks.



How the hedgehog got its name

Hedgehogs were not always called hedgehogs. Hundreds of years ago, the name of a hedgehog was an **urchin**. It was given a new name because of two things:

1. It likes to live under leaves in bushes and hedges.
2. It makes funny grunts and snuffle sounds, just like a pig or hog.



1 What did people call hedgehogs a long time ago?

1 mark

2 What sort of places does a hedgehog live in?

Tick (✓) **one**.

in ponds and rivers

in hidden places

in open spaces

high up in trees

1 mark

3 Grunts and snuffles are...

Tick (✓) **one**.

animal food.

types of plants.

animal noises.

types of animals.

1 mark

English - Reading Paper 1 Example Page

English - Reading Paper 2 Example Pages

This is an old Native American story about a man called Heron Feather and the time he met a fox.

Heron Feather is a Native American warrior. Warriors were sometimes known as 'braves'.

The Fox and the Boastful Brave

One fine day, a hungry fox was walking down the road. His tummy was rumbling so loudly that he almost didn't hear the sound of someone coming. Just in time, he heard someone singing. Fox dashed off the path and hid behind a bush.

Over the top of the hill, he saw a tall feather. Fox crouched down and prepared to pounce on the bird. Imagine his surprise when he saw that the 'bird' was riding a horse! The feather was stuck in the headdress of a handsome young man who was riding along the path, singing as he went, "No one is handsomer than Heron Feather. No one is a better fisherman than Heron Feather. And I should know, for I am he."



Questions 7–15 are about *The Fox and the Boastful Brave* (pages 6–8)

7

Just in time, he heard someone singing. Fox dashed off the path and hid behind a bush.

Find and copy one word that shows that Fox moved quickly.



1 mark

8

What did Fox think was coming over the hill?

Tick one.

a horse

a man

a bird

a fish



1 mark

English

English

Grammar, Punctuation & Spelling

Paper 1

Spelling test of
20 words

Paper 2

Question Paper to
check grammar,
punctuation and
vocabulary

English - Spelling Example Page

11. I threw the _____ and moved my counter.

12. The _____ glided slowly across the pond.

13. The _____ was on a secret mission.

14. The owl flew _____ the rooftops.

15. We put _____ in the fruit salad.


16. The _____ came off my toy car.

17. Our _____ shop sells vegetables.

18. The umbrella is _____ because it is broken.

19. A sharp pencil makes it _____ to draw.

20. The train left the _____.



English - Grammar Example Page

5 Circle the **adverb** in the sentence below.

We all sang loudly in assembly.



1 mark

6 Tick the name of the punctuation mark that should complete each sentence.

Sentence	Full stop	Question mark
When will we get to London	<input type="checkbox"/>	<input type="checkbox"/>
When should I start cooking the dinner	<input type="checkbox"/>	<input type="checkbox"/>
When the bell rings, it will be lunchtime	<input type="checkbox"/>	<input type="checkbox"/>



Maths

**Arithmetic
& Reasoning**

**Paper 1
Arithmetic**

**(25 marks
available)**

**Paper 2
Reasoning,
problem solving
and mathematical
fluency
(35 marks
available)**

Maths Paper 1 Example Pages (Arithmetic)

9 $6 \times 10 =$

19 $67 + 33 =$

10 $100 - 10 =$

20 $59 - 15 =$


1 mark

Maths Paper 2 Example Pages (Reasoning)

8 Shade $\frac{3}{4}$ of this shape.

9 Put a tick below the four.

15



A classroom has **6** tables.
Each table has **5** children sitting at it.

Complete the number sentence to show how many children there are **altogether**.

\times = children

1 mark

Teacher Assessment/results

KS1 SATs tests are one part of evidence towards the whole teacher assessment.

They are marked in school, and an overall grading based on the whole year's work will be made.

The results of the SATs tests are reported to the Local Authority.

Moderation often takes place to ensure consistency across schools.



Age Related Expectations

Working below the expected standard (not working within the Year 2 Curriculum).

Working towards the expected standard (some of the learning is within the Year 2 Curriculum).

Working at the expected standard (All learning is within the Year 2 Curriculum).


Working at greater depth (very secure in Year 2 Curriculum, with elements of Year 3).



How can you help your child prepare?

- Help your child with reading, listen to them read and focus on bringing out a 'love of reading'. Also reading stories to your child allows them to develop language, listening skills and comprehension. Encourage making predictions of what might happen next.
- Help your child with writing, support with weekly spellings. Write together to make shopping lists and letter writing.
- Help your child with maths, play times table games. Encourage them to help with cooking, weighing and measuring ingredients. Work out what time it is together. Provide opportunities for your child to pay for things in a shop, to work out how much things cost and how much change will be needed.





Thank You!

Your time is appreciated.



Any Questions?

